


Question Type

- Matching
- Drag & Drop
- Multiple Choice
- Fill in the Blank
- Circle the Answer



Tools Bar

- Selection Tool
- Pencil & Eraser Tool
- Text Tool
- Line Tool


Live Lesson Interaction

- Automatic Rating
- Help Center

Real-time Monitoring

- Student Work
- Student Score
- Apply to many
- Cover Slide

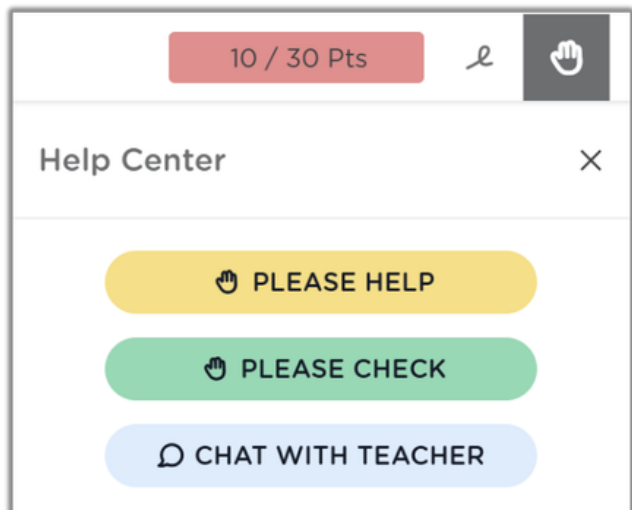
- ✓ CLASSROOM ACTIVITIES
- ✓ REAL-TIME FEEDBACK
- ✓ ILLUSTRATED



1 What is their sound?
 Link the animals to their sounds.
 Animal Sounds, Level B

2 What animal is it?
 It is a _____
 Mom and I, Level A

A) kangaroo
 B) giraffe
 C) anteater
 D) lizard



10 / 30 Pts

Help Center

PLEASE HELP

PLEASE CHECK

CHAT WITH TEACHER




May 46/50 Pts

Sam 24/50 Pts

10 30 6

B 0 A 20 a 4



classkick USER GUIDE


1. Click the shared link on the booklist page.
2. Choose the assignment you want to use and click “Copy assignment” in the top-right corner.

 WHAT IS CLASSKICK?



COPY ASSIGNMENT

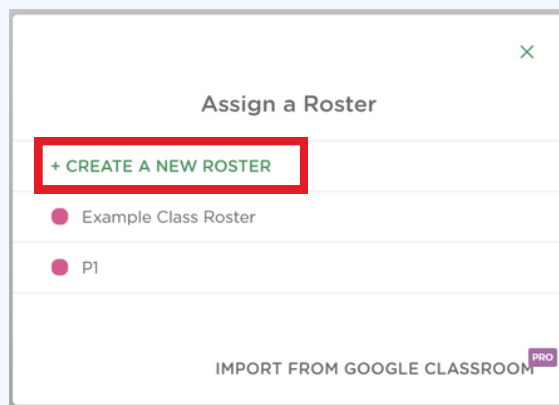
3. Sign up or log in to your Classkick account.
4. The assignment will appear in your Assignment list – click it to open the edit page.




5. Click “Assign” on the top bar.



6. Select “Assign a roster” and create a new roster.



7. A class code will be generated.



8. Students join the assignment using this class code on their own devices.

class code login: <https://app.classkick.com/login/>